

INVESTMENT UPDATE AND NTA REPORT

MARCH 2024

PORTFOLIO SNAPSHOT

NET TANGIBLE ASSET (NTA) BACKING PER SHARE

AS AT 31 MARCH 2024	AMOUNT
NTA after tax	\$1.281
NTA before tax	\$1.327

Daily NTA is available at www.perpetualequity.com.au

All figures are unaudited and approximate.

The before and after tax numbers relate to provisions for deferred tax on unrealised gains and losses of the Company's investment portfolio. The NTA figures above have been reduced by a provision for the 4.0 cents per share interim dividend with ex date 11 March 2024 and payment date 5 April 2024.

NTA figures are calculated as at the end of day on the last business day of the month.

KEY ASX INFORMATION

AS AT 31 MARCH 2024

ASX Code:	PIC
Structure:	Listed Investment Company
Listing Date:	18 December 2014
Market Capitalisation:	\$454 million
Share Price:	\$1.195
Shares on Issue:	379,548,351
Dividends:	Half-yearly
Management Fee	1.00% p.a.*
Manager	Perpetual Investment Management Limited

* exclusive of GST

INVESTMENT PERFORMANCE

AS AT 31 MARCH 2024	1 MTH	3 MTHS	6 MTHS	1 YR	2 YRS p.a.	3 YRS p.a.	5 YRS p.a.	7 YRS p.a.	SINCE INCEP p.a.
PIC Investment Portfolio <small>Net of fees, expenses and before tax paid</small>	3.8%	10.1%	13.3%	9.7%	5.6%	8.6%	12.0%	10.2%	9.9%
S&P/ASX 300 Acc Index	3.3%	5.4%	14.2%	14.4%	6.7%	9.4%	9.2%	8.6%	9.0%
Excess Returns	0.5%	4.7%	-1.0%	-4.7%	-1.1%	-0.8%	2.8%	1.6%	0.9%

Returns have been calculated on the growth of Net Tangible Assets (NTA) after taking into account all operating expenses (including management fees) and assuming reinvestment of dividends and excluding tax paid. Any provisions for deferred tax on unrealised gains and losses are excluded. Past performance is not indicative of future performance. Inception date is 18 December 2014. Portfolio and Index return may not sum to Excess Return due to rounding.

TOP 10 STOCK HOLDINGS

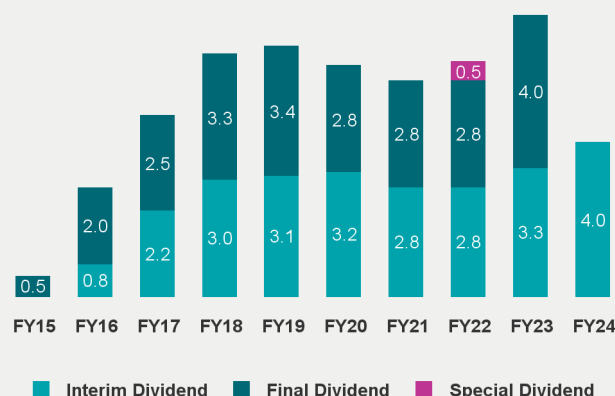
COMPANY	PORTFOLIO WEIGHT
National Australia Bank Limited	8.8%
BHP Group Ltd	6.1%
Flutter Entertainment Plc	5.2%
Goodman Group	5.0%
Origin Energy Limited	4.5%
GWA Group Limited	3.8%
Graincorp Limited	3.5%
Insurance Australia Group Ltd	3.2%
Iluka Resources Limited	3.1%
Premier Investments Limited	3.1%

Portfolio weight based on direct investments in securities and does not include any derivative exposure

DIVIDENDS IN CENTS PER SHARE

Annual dividend yield: 6.7%

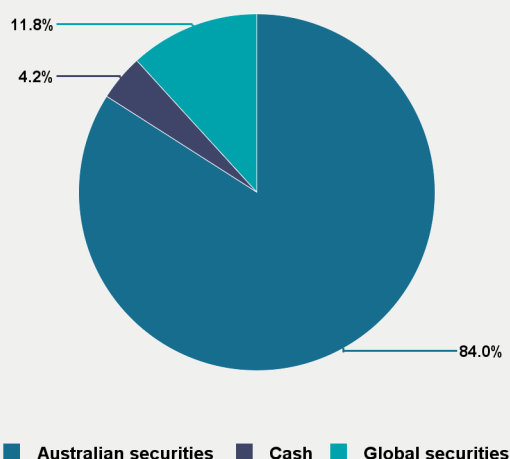
Grossed up annual dividend yield: 9.6%



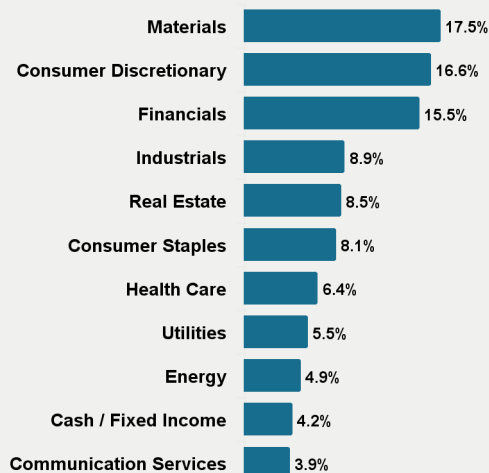
Yield is calculated based on the total dividends of 8.0 cents per share and the closing share price of \$1.195 as at 31 March 2024. Grossed up yield takes into account franking credits at a tax rate of 30%.

ALLOCATION OF INVESTMENTS[^]

95.8% of capital invested in securities



PORTFOLIO SECTORS[^]



[^]Weightings calculated based on direct investments in securities and any indirect exposure via S&P /ASX 200 related derivatives. All figures are unaudited and approximate. Allocations may not sum to 100% due to rounding.

PORTFOLIO COMMENTARY

Market Review

The S&P/ASX 300 Accumulation Index (benchmark) rose 3.3% in March with Real Estate (9.2%), Energy (5.6%) and Utilities (4.8%) delivering the strongest sector returns whilst Communication Services (-0.8%), Consumer Discretionary (0.8%) and Healthcare (1.9%) were the laggards. Despite fears that higher rates would slow economic growth around the world, demand remained robust with over 116,000 jobs created in February in Australia. However, with earnings remaining subdued this led the equity market to re-rate to more expensive levels.

Portfolio

The PIC portfolio returned 3.8%[^], outperforming the benchmark by 0.5% in March. Over the quarter the portfolio returned 10.1% vs 5.4% for the benchmark. Following a more policy driven market at the back end of 2023, and the poor performance of a handful of names in the portfolio, we have seen a powerful recovery in the last few months as investors focus on fundamentals again.

Goodman Group was the top contributor to absolute performance for the month and quarter. In March, its increase of 13.1% was supported by a favourable half-yearly update and inclusion into the North American REIT index (NAREIT). The shares experienced a positive re-rate driven by a stronger than expected result with potential for upgrades and increasing optimism surrounding the company's data centre strategy. Despite the current relatively full valuation compared to our initial position, the investment in data centres offers additional upside potential for future earnings. Our decision to establish a position in Goodman Group late last year proved prescient, capitalizing on market concerns about the performance of large property groups in a rising rate environment. In contrast to some overly leveraged property owners facing challenges, we believed Goodman Group's positioning within key growth sectors in the property industry, its development-driven model and strong management team would enable the company to outperform its peers.

A2 Milk also significantly contributed to portfolio returns, rising +7.9% in March. Over the March quarter, it rose 46.7%. This can be attributed to a strong 1H24 result where sales and operating margin held despite the backdrop of a shrinking China IMF market. A2 Milk upgraded full year FY24 forecast fuelled by robust sales in mother-baby stores and cross-border e-commerce. Moreover, Kantar market share data underscores A2 Milk's increasing market presence in both offline and online channels. A2 Milk has successfully evolved from a rapid-growth startup to a well-established, professionally managed entity with a brand that resonates with Chinese consumers. The company exhibits adept inventory and pricing management, and our confidence in the returns generated from its marketing investments is growing. With a robust balance sheet boasting over \$790 million in cash, we believe A2 Milk is well-positioned for strategic manoeuvring in the face of the challenging macroeconomic landscape.

While Healius has been a detractor to portfolio performance (down -19.0% for the March quarter), we have engaged the company more closely over its performance and we saw a positive market reaction to the appointment of a new CEO in March. Prior to this, the market was not impressed with the company's performance despite the company pre-releasing a profit downgrade and the market has lost faith in the management team. We are encouraged with the recent change in CEO and CFO. We believe the incoming CEO is more likely to sell assets to crystallise the value of its radiology assets or its clinical trial business Agilex, which is not currently being valued by the market. The Pathology segment continues to track below what the business could do and is pressured by inflationary pressures on wages and rent. We are also encouraged by signs of more rationale behaviour by competitors in the consolidation of the pathology collection centre as there has been leakage of value in terms of high rents paid on the collection centre.

Outlook

With services inflation rising strongly in the US at ~5% pa, and evidence of sticky and domestically generated inflation in Australia, fears of a "higher for longer" mindset on rates is back in vogue. Nevertheless, the US Federal Reserve remains committed to cutting rates in 2024, prioritising growth over inflation concerns. This leaves the RBA in a difficult position as the economy is several months behind the US and the RBA remains unconvinced that inflation has been vanquished from the system. Whilst Australian equities remain cheaper than their US counterparts the risk remains of downward revisions to earnings, especially if margin and interest rate pressures don't subside. As always we have invested the portfolio in stocks more likely to weather these headwinds.

[^] Returns have been calculated on the growth of Net Tangible Assets (NTA) after taking into account all operating expenses (including management fees) and assuming reinvestment of dividends and excluding tax paid. Any provisions for deferred tax on unrealised gains and losses are excluded. Past performance is not indicative of future performance.

REMINDER: TAX CERTIFICATION COMPLETION

Under the Australian Government's participation in Automatic Exchange of Information (AEOI) regimes, PIC is required to collect CRS certification information and an investor's tax residency from shareholders. The information in certain circumstances may be reported to the Australian Taxation Office (ATO) which in turn reports to various global tax authorities.

Please check that you have completed your CRS certification by logging into the Link investor portal [here](#).

From there, under the Payments & Tax tab you will find 'CRS', where you can fill in the Self Certification. Completing this information online is straightforward as the questions will guide you, and in some instances, it is only a couple of steps.

If you do not certify, PIC may be required to provide information about your account to the ATO. For more information on the self-certification process via Link please click [here](#). For further information on FATCA and CRS, please visit [here](#).

WHY CHOOSE THE PERPETUAL EQUITY INVESTMENT COMPANY?

- Designed to deliver investors an income stream of **fully franked dividends**.
- **Active management** to vary the portfolio's exposure to equity market risk, and to enhance the value of the portfolio when opportunities arise both domestically and globally.
- **Flexibility** to invest up to 35% in global securities and up to 25% in cash for diversification with the intention to add returns above the benchmark, or to manage downside risk.
- Access to Perpetual's tried and tested **quality and value** investment process that assesses companies on 4 key quality criteria: quality of business, conservative debt, sound management and recurring earnings.
- **Depth and breadth** of Perpetual's investment team enables it to conduct extensive company visits each year and make decisions to invest in high quality and attractively valued securities based on fundamental, in-depth, bottom-up research.
- **Ease of access** as you can buy and sell PIC on the ASX.
- **Daily NTA published on the ASX** to provide transparency of the portfolio.

KEY FEATURES

INVESTMENT OBJECTIVE

The investment objective of the Company is to provide investors with an income stream and long-term capital growth in excess of its benchmark (the S&P/ASX 300 Accumulation Index) over minimum 5 year investment periods.

INVESTMENT STRATEGY

The Company's investment strategy is to create a concentrated and actively managed portfolio of Australian securities with typically a mid-cap focus and global listed securities. The Company will typically hold 20 to 40 securities.

50% - 100%	Australian listed securities
0% - 35%	Global listed securities
0% - 25%	Cash

The Manager typically expects that the portfolio will be unhedged. Currency exposures may be hedged defensively where the Manager sees significant risk of currency weakness, but no attempt is made to add value to the portfolio by actively managing currency. Derivatives are permitted.

ABOUT THE MANAGER

The Company's investment portfolio is managed by Perpetual Investment Management Limited, part of the Perpetual Group, whose has a longstanding commitment to deliver superior outcomes over the long-term for clients. This is underpinned by its proven investment process that focuses on value and quality.

PORTFOLIO MANAGER

Vince Pezzullo
Perpetual Asset Management Australia
Vince has over 25 years' experience in the financial services industry, and has prior global experience as both an analyst and a portfolio manager. Vince is Head of Equities and leverages the expertise of Perpetual Asset Management Australia's Equity team, one of the largest investment teams in Australia.

All investments are subject to risk which means the value of investments may rise or fall, which means that you may receive back less than your original investment or you may not receive income over a given time frame. Refer to announcements and other information for the Company lodged with the ASX, which is available at www.asx.com.au. A financial adviser can assist you in determining whether an investment in the Company is suited to your objectives, financial situation or needs.

CONTACT DETAILS

For queries regarding investor relations:

Karen Trau
P: 02 9229 3138
E: karen.trau@perpetual.com.au

For queries regarding investor shareholdings:

Link Market Services
Investor queries:
Telephone: +61 1800 421 712
Mailing Address: Link Market Services,
Locked Bag A14, Sydney South, NSW 1235
Email: pic@linkmarketservices.com.au

FIND OUT MORE

Visit our website www.perpetual.com.au/equity to access a range of information including Monthly Investment Updates, Portfolio Manager insights, dividend history and educational resources.

This report was prepared by Perpetual Investment Management Limited (PIML) ABN 18 000 866 535, AFSL 234426. PIML is the Manager for the Perpetual Equity Investment Company Limited (Company) (ASX: PIC) ACN 601 406 419. This report is in summary form and is not necessarily complete. It should be read together with other announcements for the Company lodged with the ASX, which are available at www.asx.com.au.

The report is general information and is not intended to provide you with financial advice or take into account your objectives, financial situation or needs. You should consider, with a financial adviser, whether the information is suitable for your circumstances. To the extent permitted by law, no liability is accepted for any loss or damage as a result of any reliance on this information. References to securities in this report are for illustrative purposes only and are not recommendations, and the securities may or may not be currently held by the Company. Past performance is not indicative of future performance.

This report may contain information that is based on projected and/or estimated expectations, assumptions or outcomes. These forward-looking statements are subject to a range of risk factors. The Company and PIML caution against relying on any forward-looking statements. While PIML has prepared this information based on its current knowledge and understanding and in good faith, there are risks and uncertainties involved which could cause results to differ from the forward-looking statements. Neither the Company nor PIML will be liable for the correctness and/or accuracy of the information, nor any differences between the information provided and actual outcomes, and reserves the right to change its projections or other forward-looking statements from time to time. Neither the Company nor PIML undertake to update any forward-looking statement to reflect events or circumstances after the date of this report, subject to disclosure obligations under the applicable law and ASX listing rules.

Neither the Company, PIML nor any company in the Perpetual Group guarantees the performance of, or any return on an investment made in, the Company. Perpetual Group means Perpetual Limited ABN 86 000 431 827 and its subsidiaries.